

COLT


**MITSUBISHI
MOTORS**
Drive your Ambition



The All-New COLT

The smart, confident hatchback

Meet the All-New COLT: Born For the City

Meet a reborn City Icon. Enjoy city life without any compromises in the All-New Mitsubishi COLT, the compact hatchback that is ideal for city traffic. It's your perfect partner in the concrete jungle, thanks to its effortless handling and comprehensive safety features and driver-assist technology. Everything is thoughtfully designed to make your life easier.



Exterior

Conquer the city

With its smart, compact design and sophisticated looks, the All-New COLT is born for the city. Its strong silhouette and sporty touches make it your perfect hatchback for every urban adventure. Wherever you want to go, the new COLT is all set.



Smart signature LED lights

The new COLT comes with smart and solid state LED lights for both front and back. The thoughtfully designed headlights provide a warmer, clearer light that efficiently offers enhanced visibility without dazzling other road users.



Stylish in every detail

From its sleek front grille to its muscular flanks and sporty rear, the exterior of the COLT feels right at home in every neighbourhood and turns heads wherever it goes.

Interior

02

More comfort. More convenience.

The highly supportive seats inside the All-New COLT have been designed for maximum comfort driving. They are available in high-quality materials with detailed stitching. Ideal for day-to-day living.

Adjustable seats and cargo space

To make sure you're as comfortable as possible, the driver and passenger seats are adjustable in 6 ways. The rear bench seat folds down to make a bigger cargo space. It can also be folded in one-third, or two-thirds combinations for awkward load shapes.



10-Inch Digital Driver Display

The clustered instrument panel on the dash - directly visible to the driver through the steering wheel - clearly provides a simple navigation replication, all the meters and important trip information.

Heated seats & steering wheel

Nothing nicer than a warm steering wheel and a warm seat on a cold day. For maximum comfort, the driver and passenger each have their own seat controls.



▲ 2-Cup holder




▲ Armrest storage space



▲ Door pockets

Smart storage space

The All-New COLT is always ready and roomy with a 2-cup holder between the front seats and further storage space under the armrest. The door pockets hold 1.5-litre bottles, and the glove compartment has a huge 8.0-litre capacity.



▲ Glove compartment

Let's meet all features

The first COLT was introduced back in 1962 and became one of Mitsubishi Motors' best-known vehicle names. With this All-New COLT, the heritage continues. Meet all the new features!

Mitsubishi Service Commitment

Not only does the COLT offer you peace of mind with a full 5-year warranty. You also get an 8-year/160,000km battery capacity warranty and 5 years of roadside assistance (MAP)¹.

State-Of-The-Art Infotainment

The modern 9.3-inch Smartphone-link Display Audio system makes sure you are fully connected. Wherever your journey takes you.

Range of Powertrains

The All-New Mitsubishi COLT is available with three powertrain choices – two petrol and one hybrid.

Multi-Sense Drive Modes

Choose from 3 drive modes: Eco, Sport and My Sense. For full personalisation, change the steering mode and set the ambient lighting.

Roomy Interior

With five people inside, there's still up to 391 litres of cargo space. When the seats are folded down there's a cargo volume of 1.069 litres.

Dynamic Design

The fusion of smart, compact and sporty touches makes the COLT your perfect companion to explore the city.

Advanced Safety Technology

Safety systems in the All-New COLT offer you peace of mind. Knowing you're protected on every journey.

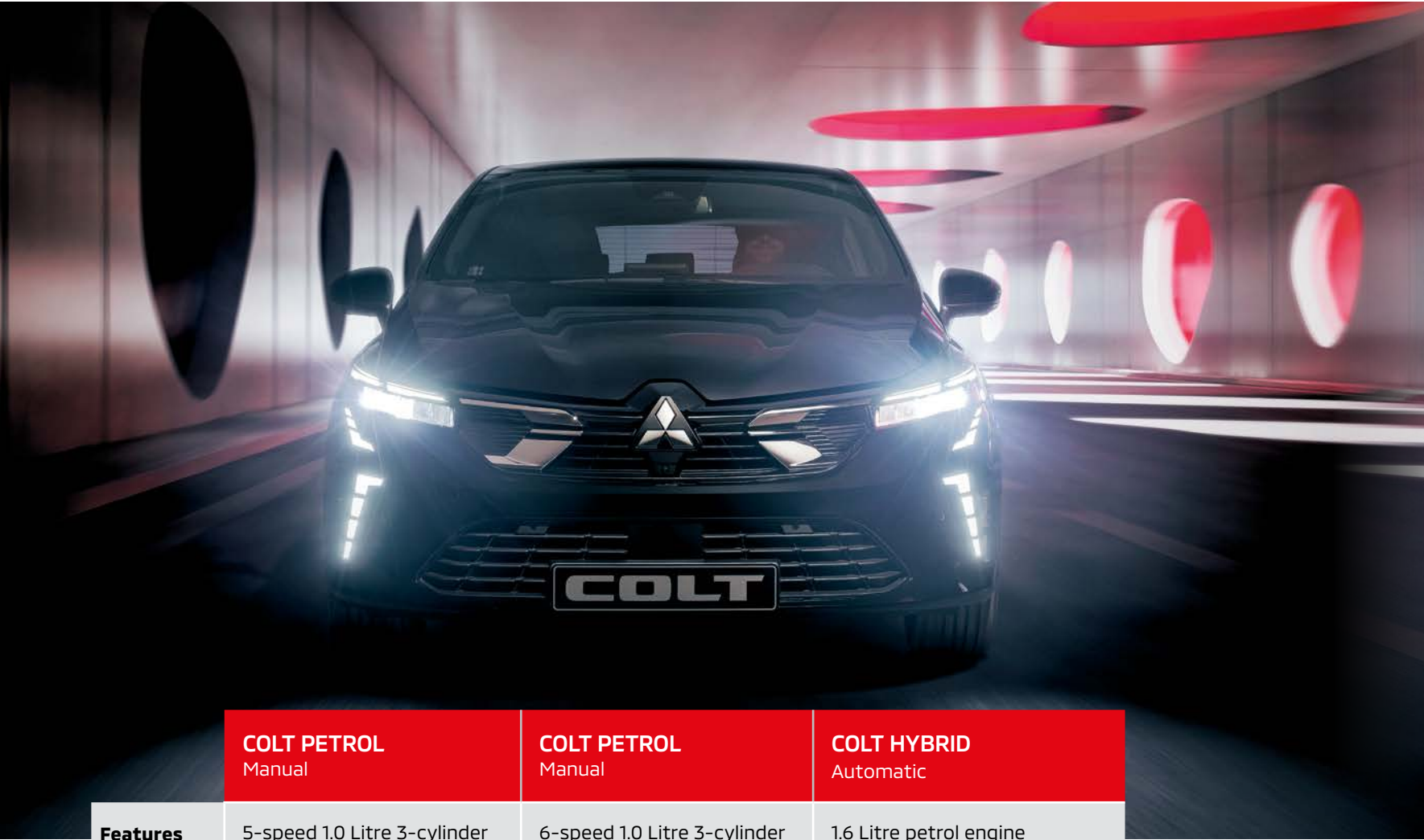


¹ Terms and conditions apply to the warranty and MAP. Equipment may vary.

Technology

Powertrains to suit every lifestyle

Choose from two economical petrol engines. Or opt for a hybrid petrol engine with eco-friendly benefits.



	COLT PETROL Manual	COLT PETROL Manual	COLT HYBRID Automatic
Features	5-speed 1.0 Litre 3-cylinder DOHC petrol engine with manual transmission.	6-speed 1.0 Litre 3-cylinder DOHC turbocharged petrol engine with manual transmission.	1.6 Litre petrol engine with electric motor and automatic transmission.
Benefits	Lightweight compact engine is agile, economical and ideal for modern driving. Low CO ₂ emissions.	Turbocharge makes the compact engine agile, economical and ideal for modern driving. Low CO ₂ emissions.	Self-charges as you drive. Electric motor powers the vehicle at low speeds. More economical than mild hybrids and less CO ₂ emissions. Quieter drive.

03



Smartphone-link Display Audio [SDA]

The SDA is the vehicle infotainment screen in the centre of the car's dashboard. It can mirror your smartphone functionality via Apple CarPlay™ or Android Auto™.



BOSE® Premium Sound System

The BOSE® Premium Audio System features 9 speakers including a fresh air subwoofer that is linked to the outside of the car. It delivers BOSE®'s renowned rich, low-frequency sound without taking up precious cargo space.



Keyless Operation System [KOS]

If you activate the 'approach unlock' function you can automatically unlock your All-New COLT by simply moving its key within a 1-metre radius. If you step outside of this radius, the vehicle will lock itself.

Note: Apple CarPlay is a trademark of Apple Inc., registered in the U.S. and other countries. For more information: www.apple.com/ios/carplay/. Android Auto and other related marks are trademarks of Google LLC. For more information: www.android.com/auto/

Safety

04



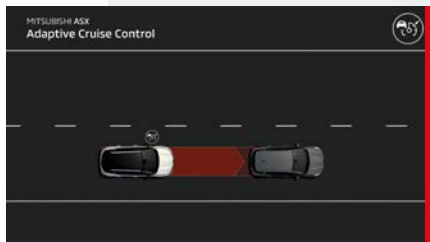
Easy Park Assist

The COLT's Easy Park Assist system will help you park everywhere. It scans and identifies parking spaces, using 12 sensors around the vehicle and fully controls the steering wheel. All you have to do is control the pedals and the gear. Easy Park Assist is able to park in perpendicular, parallel and angled parking spaces.



Around View Monitor [AVM]

The Around View Monitor makes parking and manoeuvring easy. Onboard cameras create a view of your vehicle and its immediate surroundings and displays it on the infotainment screen. With a 360 view of your vehicle, parking is a breeze.



Adaptive Cruise Control [ACC] with Stop & Go*

This active technology assists you in maintaining a safe distance from the vehicle ahead. When no vehicle is detected it maintains a pre-set speed. If the vehicle ahead slows down to a complete stop, the system will automatically apply the brakes until a full stop is reached.

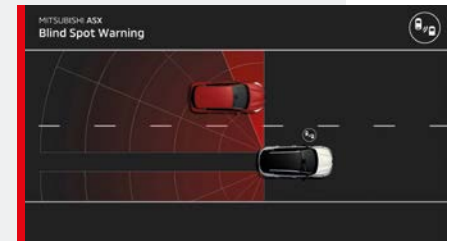


Rear Cross Traffic Alert [RCTA]

The RCTA system is designed to help the driver be aware of objects (pedestrians, cycles and cars) crossing behind the vehicle while reverse gear is engaged. When an object is detected, a warning icon appears in each exterior mirror. If the car starts moving backwards an audible warning will sound.

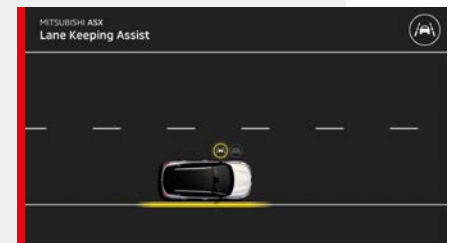
Blind Spot Warning [BSW]

Detects the presence of moving objects (cars, motor cycles, etc.) in the driver's blind spot (up to 5m away from the vehicle rear and sides). If the system identifies an object, a LED light flashes on the exterior mirror on the relevant side of the vehicle.



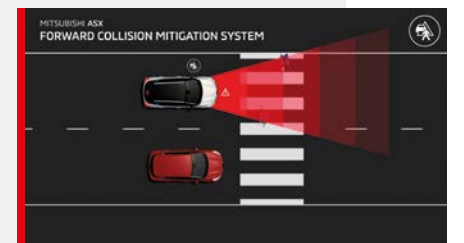
Lane Departure Warning [LDW] & Lane Keeping Assist [LKA]

This system will identify the lines on the road. If only LDW is activated, once one of the lines has been crossed without the driver turning on the indicator, the system will warn the driver through haptic feedback on the steering wheel. If LKA is activated, instead of just warning the driver, the system will actively control the steering to help the driver stay in lane.



Forward Collision Mitigation System [FCM]

The FCM system monitors the distance from your vehicle to an object ahead – a vehicle, a pedestrian, or a cyclist. If there is a collision risk, you'll get a warning sign on the dashboard and a warning sound. If you brake, but there's still a risk, the system will add further braking power. If you don't brake at all, the system automatically brakes for you.



*Stop & Go only available on automatic transmission (including HEV)

Personalisation

05

MULTI-SENSE: take control of your driving experience

The MULTI-SENSE system allows you to personalise many of the COLT's settings. Choose from 3 driving modes: Eco, Sport and My Sense. For full personalisation, change the steering mode and set the ambient lighting. You can also personalise the graphic display on the instrument panel in front of the driver.

Express your style with 5 vibrant colour options

The new COLT is available in a striking range of colours. Choose your preferred look by selecting one of these striking and sophisticated options.



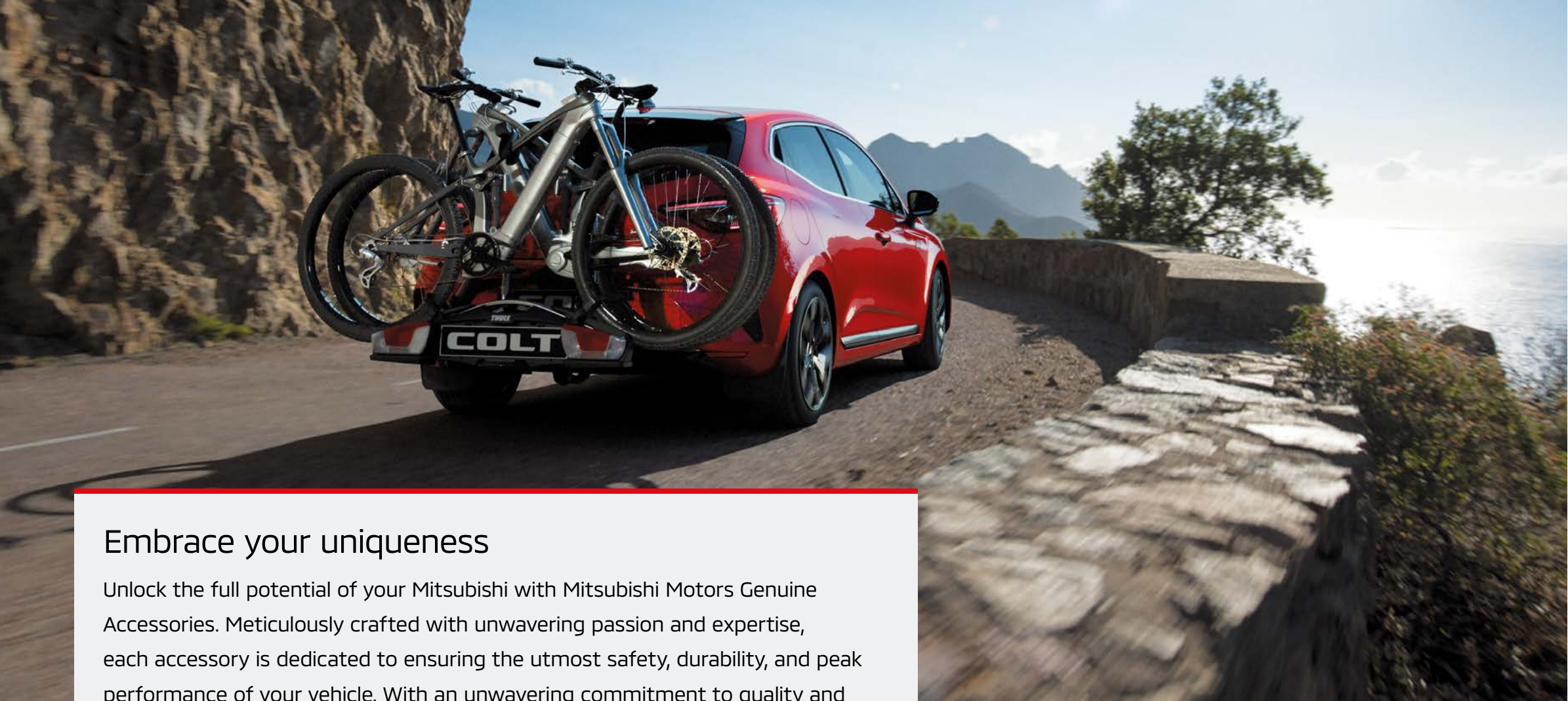
Onyx Black Metallic ▲

Volcanic Grey Metallic ▲

Sunrise Red Metallic ▲

Artic White Solid ▲

Royal Blue Metallic ▲



Embrace your uniqueness

Unlock the full potential of your Mitsubishi with Mitsubishi Motors Genuine Accessories. Meticulously crafted with unwavering passion and expertise, each accessory is dedicated to ensuring the utmost safety, durability, and peak performance of your vehicle. With an unwavering commitment to quality and design, our accessories seamlessly integrate with your Mitsubishi, elevating its feel, capability, and aesthetic appeal. Whether you opt for distinctive styling options, extra protection, or enhanced comfort, our Genuine Accessories are meticulously engineered to match and enhance the unique essence of your vehicle.



▲ **Roof box**
Multifunctional storage. Size: 380 / 480 / 630 litre.

▼ **Winter wheel combinations**
Multiple sizes and designs.
Genuine wheels equipped with A-brand winter tires.



▲ **Alloy wheels**
Multiple sizes and designs.



▲ **Bike carriers**
Multiple models available.



▲ **Side garnish**
Multiple colors available.



▲ **Trunk mat**
With COLT Logo. Easy installation.



▲ **Travel & Comfort System**
Multiple attachments available.



▲ **Towing solutions**
Fixed, detachable, retractable.



▲ **Tailgate garnish**
Multiple colors available.



▲ **Entry guard**
Also available with illumination.

Genuine accessories



▲ Side wind deflectors
Front windows only.



▲ Door mirror cover
Chrome.



▲ Seperation rack
Black coated.



▲ Textile mat sets
Comfort or Elegance.



▲ Rubber mat set



▲ Mudguards
For front and rear.



▲ Trunk liner
Reversible.



▲ Roof base carrier
Wingbar type.


Ski and snowboard
▲ carrier

Trim Levels

Inform



- 15" steel wheels
- 7" cluster display
- Audio with Bluetooth
- Cruise control & speed limiter
- DRL in headlight
- Light sensor
- eCall
- Fabric seats
- Grained black heated mirrors
- Height adjustable driver seat
- Forward Collision Mitigation system [FCM]
- Lane Departure Warning [LDW]
- Lane Keeping Assist [LKA]
- Manual AC
- Power locks
- Rain sensor
- Tire inflation kit
- Traffic Sign Recognition [TSR]



Invite



- In addition to Inform:**
- Auto AC
 - 7" Smartphone-link Display Audio
 - DRL in bumper
 - Electric folding mirrors
 - Rear view camera
 - Wireless CP/AA
 - Front & rear parking sensors
 - Keyless Operation System [KOS]
 - Smartphone wireless charging
 - Soft touch TEP steering wheel



Intense



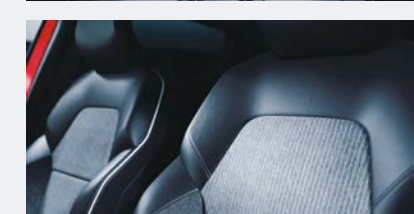
- In addition to Invite:**
- 16" alloy wheels
 - Adaptive Cruise Control [ACC]
 - Air console with arm rest
 - Auto dimming mirror
 - Auto High Beam [AHB]
 - Blind Spot Warning [BSW]
 - Combination seats
 - LED interior lights
 - Map seat back pocket
 - Metallic black spoiler
 - Passenger seat height adjust
 - Shark fin antenna
- HEV only**
- Stop & Go functionality



Instyle



- In addition to Intense:**
- 9.3" Smartphone-link Display Audio with navigation
 - 10" Digital Driver Display
 - 17" alloy wheels
 - Around View Monitor [AVM]
 - BOSE® Premium Sound system
 - Electric parking brake
 - Heated artificial leather steering wheel
 - Heated seats
 - MULTI-SENSE
 - Park Assist
 - Privacy glass
 - Rear Cross Traffic Alert [RCTA]



Standard and Optional Equipment

	Inform	Invite	Intense	Instyle
SAFETY				
Around View Monitor with front, rear and side parking sensors (12x) & Easy Park Assist				■
Automatic High Beam [AHB]			■	■
Blind Spot Warning [BSW]			■	■
Driver & passenger airbag	■	■	■	■
Electric Stability Control with Hill Start Assist	■	■	■	■
Emergency Brake Assist	■	■	■	■
Forward Collision Mitigation system [FCM]	■	■	■	■
Front & rear parking sensors (8x)		■	■	
Front seat belt height adjustable	■	■	■	■
Front side airbag and front and rear curtain airbag	■	■	■	■
Lane Keeping Assist [LKA] & Lane Departure Warning [LDW]	■	■	■	■
Overspeed Warning	■	■	■	■
Rear Cross Traffic Alert [RCTA]				■
Rear view camera		■	■	■
Seats with ISOFIX (3x incl front seat)	■	■	■	■
Traffic Sign Recognition [TSR]	■	■	■	■
Tyre pressure monitoring system	■	■	■	■

EXTERIOR				
15-inch steel wheel with cover	■	■		
16-inch alloy wheel		○	■	
17-inch alloy wheel			○	■
Black grained door handle	■			
Black grained door mirrors	■			
Black metallic door mirrors		■	■	■
Body colour exterior door handles		■	■	■
Chrome beltline			■	■
C-shape tail lights, 1x reverse light			■	
C-shape tail lights, 2x reverse light				■
Grained black beltline	■	■		
LED headlight with integrated DRL	■			
LED headlight with signature DRL		■	■	■
Privacy glass		○	○	■
Shark fin antenna			■	■
Straight line tail lights	■	■		
Tinted windows	■	■	■	

INTERIOR				
Air console with armrest			■	■
Auto dimming rearview mirror			■	■
Cargo hooks trunk	■	■	■	■
Front & rear LED interior lighting			■	■
Front LED interior lighting		■		
Light Grey headliner	■	■		
Dark Grey mottled headliner			■	■
Halogen interior lighting	■			
Injected dashboard	■	■		
Lower trunk shelf storage		■	■	■
Manual dimming rearview mirror	■	■		
MULTI-SENSE with ambient lighting				■

■ = Standard ○ = Optional

	Inform	Invite	Intense	Instyle
INTERIOR				
Soft touch dashboard			■	■
Soft touch heated steering wheel		○	○	■
Soft touch steering wheel		■	■	
Sun visor without lighting with mirrors	■	■	■	■
Urethane steering wheel	■			

SEATS				
3 rear headrest	■	■	■	■
Combination (fabric & synthetic leather) black			■	■
Driver and passenger seat height adjustable (6x)			■	■
Driver seat height adjustable (6x)	■	■		
Fabric seats black	■			
Fabric seats black/grey		■		
Rear bench split 1/3-2/3	■	■	■	■

INFOTAINMENT				
10" Digital Driver Display				■
7-inch Smartphone-link Display Audio [SDA] with 6 speakers		■	■	
9.3-inch Smartphone-link Display Audio [SDA] with navigation and 6 speakers		○	○	
9.3-inch Smartphone-link Display Audio [SDA] with navigation and 9-speaker BOSE® Premium sound system				■
Audio with Bluetooth (in instrument cluster)	■			
Digital cluster with 7" display	■	■	■	
Emergency call system [e-CALL]	■	■	■	■
Wireless charging		■	■	■
Wireless smartphone replication		■	■	■

CLIMATE				
Air conditioning	■			
Climate control with speed limiter		■	■	■
Heated rear window	■	■	■	■

COMFORT				
Adaptive Cruise Control [ACC]			■	■
Central door locking	■	■	■	■
Cruise Control	■	■		
Door mirrors electrically adjustable, heated	■			
Door mirrors electrically adjustable, heated, folding		■	■	■
Electric parking brake with auto hold				■
Folding key with remote operation	■			
Heated front seats		○	○	■
Heated steering wheel		○	○	■
Keyless Operation System [KOS]		■	■	■
Manual parking brake lever	■	■	■	
Manual rear windows	■			
One touch-up power front windows	■	■	■	■
One touch-up power rear windows		■	■	■
Rain sensor	■	■	■	■

PACK				
Cold pack		○	○	
Nav pack		○	○	
Style pack Invite		○		
Style pack Intense			○	

MISCELLANEOUS				
5 passenger seat capacity	■	■	■	■
Tyre inflation kit	■	■	■	■

Equipment may vary by market. Please consult your local Mitsubishi Motors dealer/distributor for details.

Technical Specifications

08

	1.0 Petrol MPI	1.0 Petrol MPI-T	1.6 Hybrid
ENGINE			
Fuel	Unleaded gasoline - E10	Unleaded gasoline - E10	Unleaded gasoline - E10
Displacement	999	999	1598
Bore & stroke	71.0 x 84.1	72.2 x 81.3	78.0 x 83.6
Cylinders / valves	3/12	3/12	4/16
Max power combustion engine @ rpm (combined output)	49 Kw @ 6250	67kW @ 4500 - 5000	"105 combined 69 @ 5600 (ICE) 36 @ 1677 - 6000 (e-motor) "
Max torque @ rpm	95 @ 3600	160 @ 2000 - 3750	"148 @ 3200 - 3600 (ICE) 205 @ 200 - 1677 (e-motor) "
Belt type	Chain	Chain	Chain with VVT
Aspiration	Naturally	Turbo with electric waste gate	Naturally
Injection type	Multi-point	Multi-point	Multi-point
Grille shutter	Yes	Yes	Yes
Particulate filter	Yes	Yes	Yes
Start stop system	Yes	Yes	Yes

TRANSMISSION			
Gearbox type	Manual	Manual	Automatic, hybrid
Number of forward gears	5	6	2 electirc, 4 thermal

PERFORMANCE			
Max speed	160	180	180
0-100 km/h (s)	17.1	12.2	9.3

SUSPENSION			
Front suspension	Pseudo McPherson	Pseudo McPherson	Pseudo McPherson
Rear suspension	Semi-rigid axle with spring and shock absorber	Semi-rigid axle with spring and shock absorber	Semi-rigid axle with spring and shock absorber

STEERING			
Steering type	Electronic variable assist power steering	Electronic variable assist power steering	Electronic variable assist power steering
Turning circle between curbs	10.4	10.4	10.4
Numbers of turns required at full travel	2,7	2,7	2,7

BRAKES			
Front brakes	Ventilated discs 258mm (16" & 17") / 280mm (15")	Ventilated discs 258mm (16" & 17") / 280mm (15")	Ventilated discs, 280mm
Rear brakes	Drums or disc (versions with ePKB)	Drums or disc (versions with ePKB)	Discs
ABS	Yes	Yes	Yes
Brake Assist System	Yes	Yes	Yes
ESC (Electronic Stability Control) System	Yes	Yes	Yes

	1.0 Petrol MPI	1.0 Petrol MPI-T	1.6 Hybrid
CHARGING			
Battery Type			Lithium - Ion
Battery Voltage (V)			230
Battery Capacity (kWh)			1.2

DIMENSIONS & WEIGHT			
Ground clearance*	110 / 142	110 / 142	110 / 142
Overall length	4053	4053	4053
Rear overhang	637	637	637
Wheelbase	2583	2583	2583
Front overhang	833	833	833
Height of vehicle empty	1439	1439	1439
Front track	1518	1518	1518
Rear track	1506	1506	1506
Overall width - without mirrors	1798	1798	1798
Tank Capacity	42	42	39



Quick reference list [Accessories]

Product group	Product name	Product description	
EXTERIOR STYLING	Door mirror cover set	Chromed mirror cover set for RH&LH mirror	MZ315421
	Shark fin antenna	Black	MZ315422
	Side garnish	Diamond pattern	MZ315452
		Brushed Silver	MZ315452S
		Piano Black	MZ315452B
	Tailgate garnish	Brushed silver	MZ315449S
		Piano black	MZ315449B
	Wheel cover	For 15" steel wheel	MQ006666
	16" Alloy wheel (excluding center cap)	Silver. Recommended tire size 195/55 R16	MZ315417
		Grey diamond cut. Recommended tire size 195/55 R16	MZ315418
		Black diamond cut. Recommended tire size 195/55 R16	MQ007864
		Grey diamond cut. Recommended tire size 205/45 R17	MZ315419
	17" Alloy wheel (excluding center cap)	Black diamond cut. Recommended tire size 205/45 R17	MZ315420
		Black diamond cut. Recommended tire size 205/45 R17	MQ006665
		Black	MZ315381
	Centrecap	Black	MZ315381
	Lockable wheel nuts	For alloy wheel rim - Set of 4 - silver	MZ315380
		For alloy wheel rim - Set of 4 - black	MZ315380B
INTERIOR & COMFORT	Textile mat set FR+RR LHD Comfort	Classic black needle felt mats; with Mitsubishi tag	MZ315433
	Textile mat set FR+RR LHD Elegance	Premium velour with black single stitching and embroided COLT logo	MZ315432
	Rubber mat set FR+RR LHD	COLT logo	MZ315430
	Smokers kit	Ashtray, Cigarette lighter socket	MZ315424
	Entry guard	Plastic entry guard, with COLT logo, set for RH&LH, only front, 2pcs	MZ315428
	Illuminated entry guard	Plastic entry guard with white LED, with COLT logo, set for RH&LH, only front, 2pcs, battery & sensor operated	MZ315429
	Sport pedal	Sport pedal set for MT, Brushed alloy combined with rubber, 3pcs	MZ315385
		Sport pedal set for AT, Brushed alloy combined with rubber, 2pcs	MZ315386
	Armrest	Front	MZ315423
	Travel & Comfort System	Base unit for headrest mounting	MME03C02
	Travel & Comfort System Attachment	Hook / bag hanger	MME03C04
		Fold table including bottle holder	MME03C05
		Coat hanger	MME03C03
	Magnetic phone holder	Adhesive mount installation	MME03B01
		Air vent installation	MME03B02
	Magnetic phone holder	Qi charger	MME03B03
	Side window deflector set	Front windows	MZ315439
SAFETY AND PROTECTION	Mudguards	Can be used for front and rear, Mitsubishi Motors logo, 2pcs	MZ315356
	First aid kit	DIN 13164	MZ315058
	Safety pack	First aid kit (DIN13164) , Warning triangle, Safety vest	MZ315059
	Safety vest	Yellow, Packed in pouch bag with Mitsubishi Motors logo	MME50722
	Warning triangle	Folds away for easy storage. Supplied in a durable lightweight case.	MZ312957
	Fire extinguisher	1KG - ABC Powder	MZ315458
	Separation rack	Black-coated steel rack to separate the trunk space from passenger space.	MZ315425
	Reversible trunk tray	COLT logo - Only for HEV and ICE without Lower trunk storage shelf	MZ315435
	Trunk mat	COLT logo - Only for HEV	MZ315434
	Travel boot organizer		MZ315394
	Trunk net		MZ312254
	Bumper protection foil	Self adhesive	MZ315451
	Sun blind	Rear windows and rear screen	MZ315437
	Sun blind	Rear windows	MZ315438
	Body cover	Red & White Mitsubishi Motors logo	MME01C01
	Alarm		MZ315354

Product group	Product name	Product description	Part number
TRANSPORT & LEISURE	Fixed towbar package	Fixed towbar, 13PIN towbar wiring harness, max. towing capacity: 900kg; max. vertical load: 63kg. 12v Harness (MZ315367S1) needed to connect pin 9/10 for permanent or switched current.	MZ315440K1
	Detachable towbar package	Detachable towbar, 13PIN towbar wiring harness, max. towing capacity: 900kg; max. vertical load:63kg. 12v Harness (MZ315367S1) needed to connect pin 9/10 for permanent or switched current.	MZ315441K1
	Retractable towbar package	Retractable towbar, 13PIN towbar wiring harness, Switch, max. towing capacity: 900kg; max. vertical load:63kg. 12v Harness (MZ315367S1) needed to connect pin 9/10 for permanent or switched current.	MZ315442K1
	Additional 12V towbar harness	Add-on for towbar package. For permanent current (pin 9) or switched current (pin 10). To connect both, 2 add-ons are required.	MZ315367S1
	Adapter socket	13-Pin to 7-pin	MZ315268
		13-Pin to 13-pin west	MZ315270
	Rear Bike carrier	Capacity: 2 bikes; Max load 1 bike/2bikes: 25kg/45.8kg; 13-pins wiring connection, Mitsubishi Motors logo	MZ314957
	Hang-on bicycle rack	Capacity: 2 bikes	MZ315395
	Light board	7-Pin connection. i.c.w. Hang-on bicycle rack	MZ315395S1
	Roof base carrier	QuickFix, Mitsubishi Motors logo	MZ315448
	Rigid roof box	380L , Mitsubishi Motors logo	MZ315376
		480L , Mitsubishi Motors logo	MZ315377
		630L , Mitsubishi Motors logo	MZ315378
	Roof bike carrier	Aluminium exclusive type; with integrated lock; Mitsubishi Motors logo	MZ315032
		Steel type; with integrated lock	MZ314156
	Adapter for roof bike carrier	Adapter kit to fit steel type bike carrier to roof base carrier	MZ314156S1
		Adapter kit for Fatbike wheels	MZ315032S3
		Adapter kit for carbon frame bikes	MZ315032S2
	Open luggage carrier	Aluminum rack with black elements; 91x135 cm	MZ314891
	Tie down strap	1 Piece	MZ311382
	Load stop set	4 Pcs set; for aluminum bars only; Mitsubishi Motors logo	MZ315035
	Focal Music Premium	4.1 Speaker pack (4 speakers for front)	MZ315398
	Focal Music Premium	6.1 Speaker pack (4.1 speaker pack + 2 speakers for rear)	MZ315399
PAINT PRODUCTS	Paint pencil (12 ml)	Touch up paint pencil, Clear coat	MZ94ACCLR
		Touch up paint pencil, Under coat Silver	MZ942SUCS
		Touch up paint pencil, Artic white solid	MZ94AC369
	Paint pencil set (color & clear coat, 12+12 ml)	Touch up paint pencil set, Sunrise red metallic	MZ942SNNP
		Touch up paint pencil set, Onyx black metallic	MZ942SGNE
		Touch up paint pencil set, Volcanic grey metallic	MZ942SKQG
		Touch up paint pencil set, Royal blue metallic	MZ942SRQH
	Spray can (150 ml)	Paint spray can, Clear coat	MZ93ACCLR

Wheel & tire sets

Part number	Type	Tire size	Rolling resistance	Wet grip	External noise	Partnumber Wheel
MW5417SDUL MW5417SDUR	16" Alloy wheel with Dunlop Winter Sport 5 tire	195/55R16	D	B	72(B)	MZ315417
MW5419HDUL RMW5419HDUR	16" Alloy wheel with Dunlop SP Winter Sport 4D tire	205/45R17	C	C	72(B)	MZ315419

Equipment may vary by market. Please consult your local Mitsubishi Motors dealer/distributor for details.
For details about tire performance, please consult the EU Regulations website: <https://eprel.ec.europa.eu>



MITSUBISHI SERVICE COMMITMENT

Your car, our commitment.

Adventure with confidence

Over 100 years of craftsmanship, passion and dedication go into the expert design and optimal performance of your Mitsubishi Motors vehicle.

We're confident in the quality of our vehicles and accessories, and we want you to feel the same. That's why every new car comes with our **SERVICE COMMITMENT/**.

OUR SERVICE COMMITMENT/

- ✓ 5-year vehicle warranty
- ✓ 5-year genuine accessory warranty
- ✓ 5-year Roadside Assistance
- ✓ Free vehicle health check
- ✓ 8-year/160,000km battery capacity warranty



Local conditions apply, please refer to your owner's manual.





Every effort has been made to ensure that the contents of this publication were accurate and up-to-date at the time of going to press. This brochure has been produced featuring prototype vehicles. The right is reserved to change specifications, part numbers and features without prior notice. Please consult your Mitsubishi Motors dealer for up-to-date information. Some of the products or vehicles shown in the brochure may differ from the models available in your market. The colours shown in this brochure may differ slightly from the actual colours of the paint and materials used due to printing process. All rights reserved. No part of this publication may be reproduced in any form or by any means, without the prior written permission of Mitsubishi Motors Europe B.V.

Mitsubishi Motors Europe B.V.