

OUTLANDER PHEV


MITSUBISHI
MOTORS
Drive your Ambition



The new Outlander PHEV

Refined style, adventurous spirit



Take a step further

Step into a world where modern design and innovation come together. With a focus on comfort, advanced driver assistance systems, and an efficient EV-based powertrain, the new Outlander PHEV is the perfect companion for any journey. Whether navigating city streets or exploring the outdoors, this SUV is ready to take you wherever you want to go.

01

Design

Heritage meets sophistication

A commanding presence, adventurous spirit, and Mitsubishi Motors' SUV heritage come together in a design that blends toughness with contemporary sophistication.





A sculpted, confident form

The Outlander PHEV combines a bold, confident design with purposeful elegance. Sculpted sides, 20-inch wheels, and a jet tail fin-like rear pillar give the vehicle a solid, refined look, perfect for those seeking a modern SUV.

Distinctive LED lighting

The rear of the Outlander PHEV showcases the Hexaguard Horizon design motif and distinctive T-shaped LED tail-lights, enhancing its wide stance and ensuring visibility.

A new face of strength

The new Outlander PHEV catches the eye with its distinctive "Dynamic Shield" front design that creates a feeling of protection and performance. Its strong stance and broad shoulders exude power and stability, reflecting the fearless spirit that's ready to tackle any journey.



Interior

02



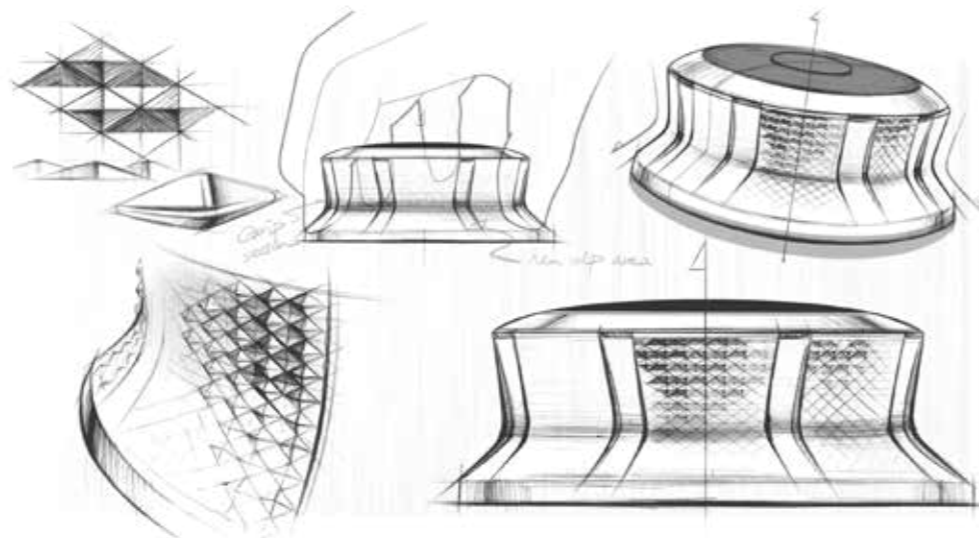
A warm welcome

The horizontal axis design of the instrument panel creates a spacious, rich interior. Smart storage spaces and seamlessly integrated technology reflect the Japanese craftsmanship and the spirit of "omotenashi," offering a warm welcome.



Engineered for your comfort

In the Outlander PHEV, every design element is defined by meticulous attention to detail, ensuring superior comfort and confidence on every journey. Intuitive controls, a thoughtfully designed steering wheel and shift lever provide ease of use and reliability.



Feel the difference

The elegant interior offers a peaceful space, blending sophistication and serenity. The door panels, dashboard, and centre console are all beautifully padded for a refined feel. Choose a higher grade, and you'll enjoy luxurious quilted leather seats with ventilation and massage function in the front row.





For every journey

The Outlander PHEV is built to fit your lifestyle, offering a spacious cargo area and versatile seating that adapts to your plans. Whether you're loading up for a weekend escape or packing for a spontaneous adventure, the flexible interior ensures you can bring everything along with ease. Onboard connectivity keeps you seamlessly linked to your digital world while on the go.



Enjoy the view

The expansive panoramic sunroof takes your experience to the next level. With a tilt and slide function, it effortlessly opens the cabin to the outdoors, enhancing your sense of freedom and connection to nature.

Clearer vision, every time

When passengers, cargo, or challenging weather obstruct your view, the frameless digital rearview mirror provides a flawless solution. By activating the rear camera, it delivers a sharp, wide-angle image, improving visibility behind the vehicle. Whether you're driving in the dark, rain, or with a full load, this innovative feature ensures safer, more confident driving in any condition.



Seamless connectivity

The Smartphone-link Display Audio (SDA) acts as the central infotainment hub. It wirelessly mirrors your smartphone via Apple CarPlay™ or Android Auto™, giving you seamless connectivity through the central 12.3-inch touchscreen. A charging mat provides extra convenience, automatically charging your phone when placed on it.



Digital driver display

The 12.3-inch digital driver display offers a clear view of your vehicle's status, including speed, drive mode, and fuel efficiency. With high-resolution TFT technology, it delivers sharp visuals. You can easily customise the display using the steering wheel controls, so it's set just the way you want.



The tailgate that thinks ahead

Designed for convenience and style, the Outlander PHEV's automatic power tailgate opens effortlessly with a simple foot motion beneath the rear bumper. Its adjustable lift height ensures clearance for low garage doors, while the flat loading floor makes it easy to load larger items and gear.



Power your adventures

The new Outlander PHEV comes with two convenient power outlets—one in the center console and the other in the cargo area. Both offer up to 1500W AC power from the drive battery, providing ample energy for your camping devices, laptops, or smartphones.



Dynamic Sound YAMAHA Ultimate / Premium

Experience a sound journey like no other, inside a vehicle crafted for those who appreciate the finest details.



A live music experience

Engineered by the Sound Meisters, Dynamic Sound Yamaha Ultimate and Premium offer an exceptional audio experience. With 12 speakers and dual amplifiers (Ultimate) or 8 speakers (Premium), the interior becomes your personal concert hall, delivering clarity and depth that elevate every genre.



Hear every note, no matter the conditions

Specially designed door panels enhance acoustic performance, while 4 music profiles let you tailor your listening experience. Volume automatically adjusts based on speed, rain, and air conditioning for a seamless audio experience, no matter the conditions. Elevate every drive with sound that surrounds and delights.



Perfect harmony of sound and engineering

Yamaha's legendary musical instrument craftsmanship and Mitsubishi Motors' exceptional car engineering collaborate to redefine the relationship between music and driving. So immersive is the sound, it seems as if the music artist is right in front of you, elevating the driving experience and inspiring listeners to move beyond boundaries.

The new Outlander PHEV

8-year warranty

Enjoy the peace of mind that comes with a comprehensive 8-year warranty, plus an 8-year/160,000 km battery capacity guarantee and 8 years of roadside assistance (MAP). *

Impressive range

With the 86 km electric range plus the petrol engine, the new Outlander PHEV offers a total driving range of up to 834 km.

7 Drive modes

The 7 drive modes, including Tarmac, Gravel and Snow, help you achieve the best performance in all conditions.

Stay connected

The new Outlander PHEV keeps you in control with the Mitsubishi Motors app, allowing you to remotely manage cabin climate and EV charging. Stay updated on your vehicle's status with Smart Alerts wherever you are.



Modern and dynamic

The front of the new Outlander PHEV features the bold Dynamic Shield design, delivering a sense of protection and security. Equipped with 20-inch wheels, adaptive LED headlights, and a striking modern SUV profile, it's built to stand out.

2 Electric motors with S-AWC

Powered by a twin motor 4x4 system with Super-All Wheel Control (S-AWC), the Outlander PHEV offers a long-range, electric-based driving experience to tackle any terrain.

Interior

The spacious cabin comfortably accommodates five adults and their luggage. Enjoy premium features like Dynamic Sound Yamaha Ultimate, power panoramic sunroof, and 3-zone automatic climate control.

Advanced safety features

The Outlander PHEV is packed with advanced driver-assistance systems, such as Rear Automatic Emergency Braking, Adaptive Cruise Control, and Emergency Lane Assist, all designed to enhance your driving confidence.


PHEV technology

The Ultimate Plug-in Hybrid Electric Vehicle

Step into a new era of driving with the new Outlander PHEV. Its twin electric motors and advanced petrol engine work perfectly together delivering an EV-based powertrain with top-tier performance. Feel the smooth, efficient power of this cutting-edge plug-in hybrid SUV.

PHEV modes for maximum efficiency

The Outlander PHEV features two independently mounted electric motors for a quiet, smooth ride, working seamlessly with a petrol engine across three drive modes to ensure the best performance for any journey.



EV Mode

Both motors draw power from the battery, delivering a quiet, clean, and powerful ride.



Series Hybrid Mode

The motors are powered by electricity from the engine, which also recharges the battery when needed.



Parallel Hybrid Mode

At higher speeds, the engine takes the lead, with motor assistance when extra power is needed.



Innovative Pedal Operation

Accelerate and decelerate using only the accelerator pedal. Enjoy a smoother, more intuitive drive with enhanced peace of mind.



Regenerative Braking

Transforms kinetic energy into battery power. It activates automatically when you release the accelerator. Adjust the level of braking using the paddle shifters behind the steering wheel.

Super-All Wheel Control

04

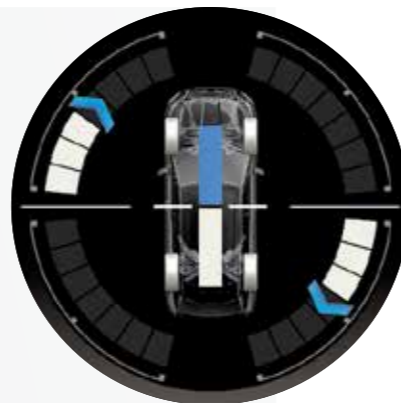


Exceptional stability, wherever you go

The new Outlander PHEV features the latest Super-All Wheel Control system, refined through years of motorsport expertise. This advanced all-wheel drive system automatically adjusts driving and braking forces to each wheel for optimal performance when accelerating, turning, or braking.

How S-AWC works

S-AWC enhances handling and performance by combining Twin Motor 4WD, Active Yaw Control (AYC), Anti-Lock Braking System (ABS), Active Stability Control (ASC), and Longitudinal Torque Distribution.



Drive Mode Selector

Optimal performance for every journey

Tailor your driving experience with the Drive Mode Selector, giving you the confidence to tackle any terrain. Simply rotate the dial and select one of seven settings displayed on the Multi Information Display. From smooth tarmac to rough gravel, each mode ensures maximum traction and control.



Safety



Traffic Sign Recognition [TSR]

Stay informed on the road with TSR, which displays traffic signs on the digital driver display to keep you aware of speed limits and other essential information.



Adaptive Cruise Control [ACC]

Maintain your set speed while keeping a safe distance from the car ahead. ACC adjusts speed automatically and can bring your vehicle to a full stop if necessary, resuming when traffic moves.




Emergency Lane Assist [ELA]

Stay safely in your lane with ELA, using a front camera to detect road markings. It activates the brake control system to correct unintentional drifting and avoids collisions with oncoming or blind-spot vehicles during lane changes.



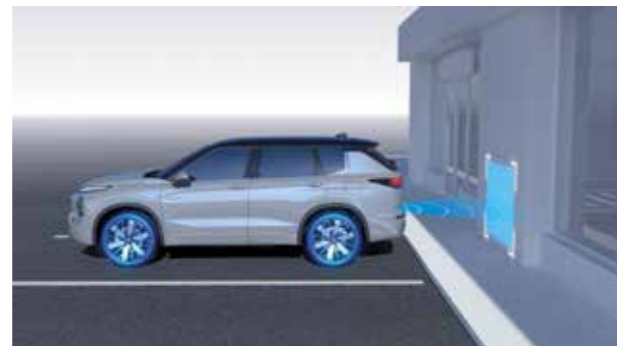
Rear Cross Traffic Alert [RCTA]

Reverse with confidence. RCTA uses radar to spot approaching vehicles or pedestrians behind you. Visual and audible warnings keep you aware, making it especially helpful in low-visibility situations.



Blind Spot Warning [BSW] with Lane Change Assist [LCA]

This system detects when a vehicle is in or approaching your blind spot - diagonally behind your vehicle and in an adjacent lane. If there's a vehicle in those areas, a warning light comes on in the corresponding side mirror.



Rear Automatic Emergency Braking [RAEB]

This system uses sonar and a rear camera to detect objects near the rear bumper. If an object is detected, it sounds a warning, applies the brakes, and reduces the chance of a collision.



Forward Collision Mitigation System [FCM]

Braking that anticipates danger. FCM monitors the distance to vehicles, pedestrians, or motorcyclists ahead. If a collision risk arises, it warns you and enhances braking. If no action is taken, it automatically slows or stops the vehicle.



Driver Attention Alert [DAA]

Displays a warning message for the driver to take a break when low attention is detected based on their steering operation. Helps prevent driving under fatigue, even if the driver is unaware of their fatigue.

Connectivity



Smartphone-link Display Audio (SDA)

Stay connected and entertained on the go with the Smartphone-link Display Audio system. By simply pairing your device via wireless Apple CarPlay® or Android Auto™ you can access your favourite apps, music, and messages directly on the SDA screen. Whether you're an iPhone or Android user, your digital world is just a touch away.



Multi Around Monitor

Drive with assurance using the Multi Around Monitor, offering a complete 360-degree perspective of your surroundings. With Moving Object Detection (MOD), you'll be notified of nearby motion, enhancing your safety on the road.



Smart navigation for every drive

The SDA features Connected Navigation powered by TomTom™ and the Google Maps™ Platform guiding you to your destination with ease. With advanced voice-activated control, you can effortlessly manage functions by simply saying, 'Hello Mitsubishi,' allowing you to focus on the road while staying in command.



Head-up display

You can safely and quickly recognise driving information without taking your eyes off the road. The Outlander PHEV is equipped with a windshield-type head-up display which projects all the vital driving information you need in full colour right in front of you.

Mitsubishi Motors app

Take control, anytime, anywhere

Maximise your driving experience with the Mitsubishi Motors App. This intuitive tool puts key vehicle information and features right at your fingertips. Whether you're on the move or at home, it ensures seamless control and keeps you connected to your Mitsubishi like never before.



Remote functions

Ultimate control.

Precondition your cabin by remotely adjusting the temperature. Manage your EV charging anytime, ensuring your Outlander PHEV is always ready to go.

Vehicle information

Be informed.

Vehicle health and status are what truly matter. Stay informed about active warnings, open doors, and other key alerts.

EV Features

Charging made easy.

Stay in control with EV features: schedule charging times and review your charging history effortlessly, all in one place.

Smart Assistance

Help is one tap away.

Use the app's help section to quickly request roadside assistance in an emergency.

Route planning made simple

Plan your route ahead.

Plan your journey in advance with the app and send the route directly to your Outlander PHEV for seamless navigation.

Personalisation

Make it yours

Express your style with the Outlander PHEV's range of seven striking colours, such as Moonstone Grey Metallic and Graphite Grey Metallic. For a more exclusive look, choose one of the diamond finishes, like Black Diamond or White Diamond.



▲ Red Diamond



▲ Black Diamond



▲ Graphite Grey Metallic



▲ Moonstone Grey Metallic



▲ White Diamond



▲ White Solid



▲ Cosmic Blue Mica

Two-tone elegance

Stand out with the optional two-tone design. You have five colours to choose from, like Moonstone Grey Metallic with a black roof or Black Diamond with a silver roof for a distinctive look.



Memory key functions

Personalised comfort

With the KOS key, your Outlander PHEV recognises the driver and automatically adjusts the seat and meter settings for a tailored experience.

Power adjustable seat & memory

Effortlessly return to your perfect driving position. The 8-way power-adjustable driver's seat stores preferences for two users, making switching drivers quick and convenient.

Genuine Accessories

Elevate every journey

Make your Outlander PHEV uniquely yours with Mitsubishi Genuine Accessories. Crafted with precision and care, they combine innovation, safety, and performance to elevate every journey.



▲ **Roof carrier & Roofbox**
Capacity; 512 liter.



▲ **Front skid garnish**
Black.



▲ **Trunk tray**



▲ **Rear bumper garnish**
Black.



▲ **Tailgate spoiler**
Black.



▲ **Engine emblem**
Black or silver.



▲ **Door mirror cover**
Carbon, black or chrome.



▲ **Detachable towbar kit**

For the personal touch

Perfectly integrated with your vehicle's design, these accessories enhance style, comfort, and practicality. Whether boosting protection, adding convenience, or showcasing bold design elements, each Genuine Accessory is crafted to elevate your Outlander PHEV's individuality and performance.



▲ **Bike carrier**
Capacity: 2 or 3 bikes.



▲ **Alloy wheels**
18 and 20 inch.

▼ **Entry guard**
Illuminated.



▲ **Rear bumper protection plate**
Chrome.



▼ **Floor mat sets**
Rubber or textile.



▲ **Separation rack**
R126 approved. Black coated.



Trim Levels

Inform

- 12,3" Full digital driver display
- 12,3" SDA with connectivity CCS 1.5
- 18" Alloy wheels
- 2x front USB-C
- 5-seat configuration
- ACC/Advanced Lane/AHB/BSW/DAA/DMS e-CALL/ELA/ISA/LCA/RCTA/TSR
- Anti-theft device
- DAB radio
- Door trim for fabric seat
- Dual-zone automatic air conditioning
- Dynamic Sound Yamaha Premium 8 speakers
- Electronic parking brake w/ auto hold
- Fabric seats
- FCM (pedestrian + cyclist) w/ junction assist
- Frameless auto dimming rearview mirror
- Front & rear parking sensors
- Front rain-sensing wipers
- Heat pump w/ pre heat
- Keyless Operation System (KOS)
- Leather steering wheel & shift knob
- LED headlights & DRL
- LED rear lamps
- Light grey headlining
- Manual adjustable front seat
- Multi Around Monitor
- Power folding door mirrors w/ side turn signal
- Power lumbar support for driver
- Quick charger (Chademo)
- Regenerative brake level selector (paddle type)
- S-AWC w/ HSA/HDC/ASTC/TSA
- Shark-fin antenna
- Tire repair kit
- Tonneau cover



Invite

In addition to Inform:

- Door trim for synthetic leather seat
- Headlight washer
- Heated front seats
- Heated steering wheel
- LED front fog lights
- Privacy glass

- Power adjustable driver seat (8x)
- Synthetic leather seats
- USB w/ illumination rear passenger
- (Smartphone) wireless charger

Option

- Power outlet (AC 220-240V 1500W)



Intense

In addition to Invite:

- 20-inch alloy wheels
- Adaptive LED Headlight (auto levelling)
- Head-Up Display (HUD)
- Roof rails (silver)
- Sequential LED front turn signal

Option

- Power outlet (AC 220-240V 1500W)



Instyle

In addition to Intense:

- 3-zone automatic air conditioning
- Aluminum pedals
- Digital rear view mirror
- Door trim for leather seat
- Dynamic Sound Yamaha Ultimate 12 speakers
- Heated rear seats
- Leather seats
- LED Foot light & front door trim illumination
- Ventilated front seats
- Power adjustable driver seat with memory

- Power adjustable passenger seat with memory
- Power folding door mirrors w/ side turn signal position memory & reverse auto tilt
- Power panoramic sunroof
- Rear door pull-up type sunshades
- Rear reading lights
- Room light less for sunroof

Option

- Power outlet (AC 220-240V 1500W)
- Two Tone Body colour



Instyle +

In addition to Instyle:

- Black headlining
- Door trim for Semi-aniline leather seat
- Front seats with massage function
- Semi-aniline leather seats (brown)

Option

- Power outlet (AC 220-240V 1500W)
- Two Tone Body colour



Technical specifications

09

	Inform	Invite	Intense	Instyle	Instyle+
ENGINE					
Type	4B12 2.4L 16VALVE DOHC MIVEC				
Size (L)	2.4				
Compression ratio	11.8:1				
Displacement (cc)	2360				
Bore x Stroke (mm)	88.0 x 97.0				
Maximum Power (kW@rpm)	100kW/5,000 rpm				
Maximum Torque (Nm@rpm)	203Nm/4,000 rpm				
Front Electric Motor (Max. Output kW)	85				
Rear Electric Motor (Max. Output kW)	100				
System Output (kW)	225				
Max. speed (km/h)	170				
System Max Torque (Nm)	450				
EV range Max. speed (km/h)	135				
Acceleration 0-100km/h (sec)	7.9				
Acceleration 120-140km/h (sec)	4.1				
Acceleration 0-400m (sec)	16.3				
Fuel Type	Unleaded (EN228) 95 RON				
Fuel consumption Combined (WLTP) Liters/100 km	0.8				
CO2 Combined (WLTP) (g/km)	19				
Fuel tank capacity (L)	53				
Combined range (EV + petrol) (km)	834 (18" wheels) / 811 (20" wheels)				
TRANSMISSION					
Type	Single speed transaxle				
Super-All Wheel Control (S-AWC)	■				
Active Yaw Control (AYC)	■				
CHASSIS					
Front brakes	Ventilated disc 350mm				
Rear brakes	Ventilated disc 330 mm				
Front suspension	Macpherson strut with stabiliser bar				
Rear suspension	Multi-link with stabiliser bar				
WHEELS AND TYRES					
Wheel type	Two-tone machined alloy				
Wheel size (inches)	18 x 7.5J / 20 x 8J				
Tyre size	235/60R18 103H	235/60R18 103H	255/45R20 101W	255/45R20 101W	255/45R20 101W
Spare wheel type	Tyre repair kit (no spare wheel fitted)				
EV SYSTEM					
EV Range AER (Km)	86,1 (18" wheels) / 84,2 (20" wheels)				
EV Range AERCity (Km)	113 (18" wheels) / 111,3 (20" wheels)				
EV Range EAER (Km)	84,7 (18" wheels) / 82,6 (20" wheels)				
EV Range EAERCity (Km)	102,4 (18" wheels) / 101,1 (20" wheels)				
Battery Type	Li-ion				
Battery Capacity (KWh)	22.7				
Battery Voltage (V)	350				
Variable mode regenerative braking system (RBS)	■				
Innovative Pedal Operation mode	■				
Charging time - Mode 4 DC Rapid Charger (min)	32				
Charging time - Mode 3 AC 15A Fast Charger (hrs)	6.5^				
Charging time - Mode 2 AC 240V, 10A (hrs)	9.5*				
Charging cable - Mode 3 AC 15A	○				
Charging cable - Mode 2 AC 240V, 8A-10A	■				
High voltage cut-off system	■				
Acoustic Vehicle Alert System (AVAS)	■				
V2G/V2H ready	■				

- = Not available ■ = Standard

Dimensions & weights

10

	Inform	Invite	Intense	Instyle	Instyle+
EXTERIOR DIMENSIONS					
Overall length (mm)	4719				
Overall width (mm)	1862				
Overall height (mm)	1746 (18inch)	1746 (18inch)	1750 (20inch)	1750 (20inch)	1750 (20inch)
Wheelbase (mm)	2704				
Turning circle, kerb to kerb (m)	11				
Approach angle (degrees)	18.4 (18inch)	18.4 (18inch)	18.7 (20inch)	18.7 (20inch)	18.7 (20inch)
Departure angle (degrees)	22.3 (18inch)	22.3 (18inch)	22.5 (20inch)	22.5 (20inch)	22.5 (20inch)
Ramp breakover angle (degrees)	17.6 (18inch)	17.6 (18inch)	18.0 (20inch)	18.0 (20inch)	18.0 (20inch)
Ground clearance (mm) - minimum, unladen	195 (18inch)	195 (18inch)	199 (20inch)	199 (20inch)	199 (20inch)
CAPACITY & WEIGHTS					
Kerb mass (kg)	2070	2070	2075	2120	2120
Gross vehicle mass (GVM) - (kg)	2665	2665	2665	2665	2665
Maximum payload (kg)	630	600	610	605	605
Maximum front axle load (kg)	1385				
Maximum rear axle load (kg)	1545				
Towing capacity - braked (kg)	1600				
Towing capacity - unbraked (kg)	750				
Towing capacity - maximum towball load (kg)	160				
Maximum roof load (kg)	80				
Cargo capacity (l)	498				

Dimensions



* Charging time will vary depending on the condition of the drive battery, air temperature, electric power consumption of electrical devices during charging and condition of the power source (such as specifications of the quick charger). This charging time is for when the value of the upper limit of the electrical current on the charger side is 10 A or above. If the value is less than 10 A, the charging time will be longer depending on the value of the electrical current on the charger side.



Standard and Optional Equipment

	Inform	Invite	Intense	Instyle	Instyle+
DRIVE MODES					
Normal mode	■	■	■	■	■
Eco Mode	■	■	■	■	■
Tarmac Mode	■	■	■	■	■
Gravel Mode	■	■	■	■	■
Snow Mode	■	■	■	■	■
Mud Mode	■	■	■	■	■
Power Mode	■	■	■	■	■
EV Mode	■	■	■	■	■
Series Hybrid Mode	■	■	■	■	■
Parallel Hybrid Mode	■	■	■	■	■
Battery SAVE Mode	■	■	■	■	■
Battery Charge Mode	■	■	■	■	■

Safety, security and driver assistance

ADVANCED DRIVER ASSISTANCE SYSTEMS					
Advanced Lane ((LDP)Lane Departure Prevention)	■	■	■	■	■
Emergency Lane Assist (ELA)	■	■	■	■	■
Blind Spot Warning (BSW)	■	■	■	■	■
Rear Cross Traffic Alert (RCTA)	■	■	■	■	■
Forward Collision Mitigation system (FCM) with Pedestrian	■	■	■	■	■
Predictive Forward Collision Warning (PFCW)	■	■	■	■	■
Driver Attention Alert	■	■	■	■	■
Rear Automatic Emergency Braking	■	■	■	■	■
Emergency Brake Assist system (EBA)	■	■	■	■	■
Active Stability Control (ASC)	■	■	■	■	■
Trailer Stability Assist (TSA)	■	■	■	■	■
Active Traction Control (ATC)	■	■	■	■	■
Anti-lock Braking System (ABS)	■	■	■	■	■
Electronic Brakeforce Distribution (EBD)	■	■	■	■	■
AIRBAGS					
Driver & front passenger SRS airbags	■	■	■	■	■
Driver & front passenger side SRS airbags	■	■	■	■	■
river & Curtain SRS airbags	■	■	■	■	■
Driver knee airbag	■	■	■	■	■
Center airbag	■	■	■	■	■
SEAT BELTS					
Front seat belt pretensioners	■	■	■	■	■
2nd Row seats w/ seatbelt reminder sensor	■	■	■	■	■
CHILD SAFETY					
ISO-Fix child seat anchorage	2	2	2	2	2
Child proof rear door locks	■	■	■	■	■
Power window lock driver control - passenger windows	■	■	■	■	■
Rear seat alert	■	■	■	■	■

-- Not available ■ = Standard

	Inform	Invite	Intense	Instyle	Instyle+
DRIVER ASSISTANCE					
Digital Driver Display	12.3"	12.3"	12.3"	12.3"	12.3"
Head-Up Display (HUD)	-	-	■	■	■
Traffic Sign Recognition	■	■	■	■	■
Digital Speedometer	■	■	■	■	■
Adaptive Cruise Control (ACC) TSR combined	■	■	■	■	■
Adjustable Speed limiter	■	■	■	■	■
Electric Park Brake	■	■	■	■	■
Brake Auto Hold	■	■	■	■	■
Brake Override System (BOS)	■	■	■	■	■
Emergency Stop Signal function (ESS)	■	■	■	■	■
ECO Drive Mode	■	■	■	■	■
Terrain Drive Modes	7	7	7	7	7
Hill Start Assist (HSA)	■	■	■	■	■
Hill Descent Control (HDC)	■	■	■	■	■
Frameless auto dimming rearview mirror	■	■	■	■	■
Digital rearview mirror	-	-	-	■	■
Automatic dusk sensing headlights	■	■	■	■	■
Automatic High Beam (AHB)	■	■	■	■	■
Automatic rain sensing wipers	■	■	■	■	■
Speed sensitive intermittent windscreen wipers	■	■	■	■	■
Rear wiper and washer	■	■	■	■	■
Intermittent rear wiper and washer	■	■	■	■	■
PARKING ASSISTANCE					
Multi Around Monitor (MAM)	■	■	■	■	■
Rear view camera	■	■	■	■	■
Front parking sensors	■	■	■	■	■
Rear parking sensors	■	■	■	■	■
SECURITY					
Auto door lock	■	■	■	■	■
Theft protection alarm	■	■	■	■	■
Encrypted engine immobiliser	■	■	■	■	■

Audio & multimedia

AUDIO & MULTIMEDIA					
Smartphone-link Display Audio (SDA) with touchscreen	■	■	■	■	■
Screen size (inches)	12.3"	12.3"	12.3"	12.3"	12.3"
Android Auto™ (wireless)	■	■	■	■	■
Apple CarPlay™ (wireless)	■	■	■	■	■
Satellite navigation	■	■	■	■	■
Dynamic Sound YAMAHA Ultimate	-	-	-	■	■
Dynamic Sound YAMAHA Premium	■	■	■	-	-
Speakers	8	8	12	12	12
Subwoofer	-	-	■	■	■
Digital Audio Broadcast (DAB) radio	■	■	■	■	■
Bluetooth connectivity with voice control & audio streaming	■	■	■	■	■
AM/FM radio	■	■	■	■	■
USB input	2	2	2	2	2

-- Not available ■ = Standard

Comfort and convenience

	Inform	Invite	Intense	Instyle	Instyle+
COMFORT AND CONVENIENCE					
One touch keyless entry	■	■	■	■	■
One touch start system	■	■	■	■	■
Remote entry with central door locking	■	■	■	■	■
Multifunction steering wheel controls	■	■	■	■	■
Tilt & telescopic steering column	■	■	■	■	■
Auto up/down driver control - all windows	-	-	■	■	■
Auto up/down driver control - driver side window	■	■	-	-	-
Side and rear window demisters	■	■	■	■	■
Electric panoramic sunroof with slide and tilt	-	-	-	■	■
Pull-up sunshade in rear door	-	-	-	■	■
Hands-free Power tailgate	-	-	■	■	■
Cargo Cover	Retractable				
Smartphone wireless charger	-	■	■	■	■
Accessory socket (12V)	2	1	1	1	1
Second row seat USB power supply	-	2	2	2	2
240V/1500W power outlets	-	2 (OPT)	2 (OPT)	2 (OPT)	2 (OPT)
Programmable charge schedule	■	■	■	■	■
Programmable climate control schedule	■	■	■	■	■
AIR CONDITIONING					
Climate control (No of zones)	2	2	3	3	3
Rear zone climate control	-	-	■	■	■
Rear air vents	■	■	■	■	■
Dust and pollen filter	■	■	■	■	■

Exterior

EXTERIOR					
Door handles	Body colour				
Two-tone body colour	-	-	-	OPT	OPT
Privacy glass	-	■	■	■	■
Roof rails (silver)	-	-	■	■	■
Rear spoiler	■	■	■	■	■
Wheel arch moulding	Material black				
LIGHTS					
LED low and high beam headlights (3 bulbs)	■	■	-	-	-
Adaptive LED Headlight	-	-	■	■	■
Adaptive Driving Beam	-	-	■	■	■
Headlight levelling function	Manual	Manual	Auto	Auto	Auto
Daytime Running Lights (DRL)	LED				
Fog lights (front)	-	LED	LED	LED	LED
Fog lights (rear)	LED				
Brake lights	LED				
DOOR MIRRORS					
Electric adjustment	■	■	■	■	■
Electrically adjustable position memory & reverse auto tilt	-	-	-	■	■
Heating function	■	■	■	■	■
Integrated turn indicator	■	■	■	■	■
Finish	Body colour				

- = Not available ■ = Standard

Interior

	Inform	Invite	Intense	Instyle	Instyle+
STYLING					
Leather bound steering wheel	■	■	■	■	■
Heated steering wheel	-	■	■	■	■
Leather bound gearshift	■	■	■	■	■
Carpet floor covering	■	■	■	■	■
Black headliner	-	-	-	-	■
SEATING					
Seat material (Fabric)	■	-	-	-	-
Seat material (Synthetic leather)	-	■	■	-	-
Seat material (Leather)	-	-	-	■	-
Seat material (Semi-aniline leather)	-	-	-	-	■
Heated front seats	-	■	■	■	■
Ventilated front seats	-	-	-	■	■
Driver's seat power adjustment	-	■	■	■	■
Driver's seat manual adjustment	■	-	-	-	-
Driver's seat lumbar adjustment	■	■	■	■	■
Driver's seat memory function	-	-	-	■	■
Driver's seat massage function	-	-	-	-	■
Front passenger's seat power adjustment	-	-	-	■	■
Front passenger's seat manual adjustment	■	■	■	-	-
Front passenger's seat memory function	-	-	-	■	■
Front passenger's seat massage function	-	-	-	-	■
2nd row centre armrest with cupholders	■	■	■	■	■
2nd row split folding function	40:20:40				
2nd row recline adjustment	■	■	■	■	■
2nd row seat with heated cushion and back	-	-	-	■	■
One touch fold seat storage	■	■	■	■	■
STORAGE					
Centre console with storage box and lid	■	■	■	■	■
Cup holders	4	4	4	4	4
Bottle holders	4	6	6	6	6
Sunglasses storage	■	■	■	■	■
Door pockets - front and rear	■	■	■	■	■
Seat back pocket - driver and passenger	■	■	■	■	■
Rear floor storage box	■	■	-	-	-
Charge cable case	○	○	○	○	○

- = Not available ■ = Standard ○ = Optional

Quick reference list [Accessories]

Product group	Product name	Additional Product description	Colour	Part number
Towbar	Detachable towbar pack	Detachable towbar & 13-pin wiring	-	MZ315248K1
Towbar accessories	Adapter 13-pin to 7-pin	Enables to use older 7-pin accessories	-	MZ315268
	Rear bike carrier	Capacity: 2 bikes; 13-pin; Mitsubishi Motors logo	-	MZ314957
Roof carrier	Roof rails	Capacity: 3 bikes; 13-pin; Mitsubishi Motors logo	-	MZ315375
		Roof rails for base carrier mounting	Silver	MZ576929EX
Roof carrier accessories	Roof base carrier	Cross bars for accessory mounting	Black	MZ577180EX
			Silver	MZ315203
Roof carrier accessories	Roof box	380 litre, Mitsubishi Motors logo	Material black	MZ315376
		480 litre, Mitsubishi Motors logo	Material black	MZ315377
		630 litre, Mitsubishi Motors logo	Material black	MZ315378
	Roof box, premium Alpine	512 litre, Mitsubishi Motors logo	Black	MZ315487
	Roof ski carrier	50cm, up to max 4 pairs of skies or 2 snowboards; Mitsubishi Motors logo	-	MZ315029
	Roof open luggage carrier	Aluminium rack with black elements; 91x135 cm;	-	MZ314891
	Roof bike carrier	Standard, steel type with integrated lock	Silver	MZ314156
		Exclusive, aluminium type; with integrated lock; Mitsubishi Motors logo	Aluminium	MZ315032
	Adapter for roof bike carrier	Adapter kit to fit steel type bike carrier to roof base carrier	-	MZ314156S1
			Adapter kit for Fatbike wheels	-
Adapter kit for carbon frame bikes			-	MZ315032S2
Trunk utility & protection	Trunk separation rack	Steel rack to separate the trunk from passenger space.	Black	MZ315244
	Trunk tray	Rubber trunk mat with Mitsubishi Motors logo	-	MZ315242
	Trunk mat	Textile trunk mat with Mitsubishi Motors tag	-	MZ315245
	Trunk protection liner			MZ522511EX
	Trunk travel bag set	Set of 3 trolleys and 3 bags to utilize the full size of the trunk area	Black	MME50808
	Trunk entry guard		Stainless steel	MZ527151EX
	Trunk cargo fixation net			MZ312254
EV Charging	Mode 3 EV charging cable	For public or special home charging facility; 6m	Orange	MZ315299
	Charging cable bag (horizontal)	Textile bag for Mode 3 cable; Mitsubishi Motors logo	Black	MME50700B
	Charging cable storage (vertical)	Steel bracket & textile bag for easy access and space saving storage of the EV cable; Mitsubishi Motors logo	Black	MME50807
Floor mats	Textile floor mats	Textile mat set FR+RR with Mitsubishi Motors logo, elegance grade	-	MZ315230
	Rubber floor mats	Rubber mat set FR+RR with Mitsubishi Motors logo	-	MZ315239
Interior utility	Travel & Comfort System	Multifunctional base holder on headrest	-	MME03C02
		Coat hanger	-	MME03C03
		Hook / bag hanger	-	MME03C04
	Magnetic phone holder	Fold table including bottle holder	-	MME03C05
		Adhesive mount installation	-	MME03B01
		Air vent installation	-	MME03B02
With Qi charger	-	MME03B03		
Sunblinds	Sunblinds rear windows, integrated roll-up	Roll-up curtain with rear door integration, same as factory part	-	MZ518796EX
Interior illumination	Floor illumination	Blue LED front footwell illumination, harness operated	-	MZ590921EX
	Console illumination	Harness operated	-	MZ590913EX
	Phone charging area illumination	Harness operated	-	MZ590938EX
Interior styling	Meter bezel garnish	Silver garnish around instrument panel	Silver	MZ360681EX
	Door switch garnish	For FR+RR window switch panels	Carbon	MZ360685EX
Mudguards	Mudguards front	Set of 2 front mudguards	Material black	MZ315140
	Mudguards rear	Set of 2 rear mudguards	Material black	MZ315254
Front styling	Hood emblem	Outlander logo	Black	MZ553199EX
			Chrome	MZ553200EX
	Hood decal	Mitsubishi Motors logo	Black	MZ553190EX
Front bumper garnish			Black	MZ380743EX

Product group	Product name	Additional Product description	Colour	Part number	
Side styling & protection	Mirror Cover	Mirror cover set for RH&LH mirror	Chrome	MZ315205	
			Carbon	MZ315206	
			Black	MZ315207	
	Door entry guards	Stainless steel			MZ527623EX
			Illuminated		MZ315221
	Door handle cover	Handle cover set for RH&LH, both front and rear		Chrome	MZ576690EX
			Black	MZ576829EX	
Door side protection moulding			Chrome	MZ576845EX	
Door window deflectors	For front windows, set of 4 (left/right)			MZ562930EX	
Ground illumination	Mitsubishi Motors logo projection			MZ590992EX	
Rear styling & protection	Rear bumper garnish		Black	MZ577127EX	
	Rear bumper plate	Protective layer to reduce loading damage on the rear bumper	Chrome	MZ315470	
	Rear bumper protection foil		Black	MZ315467	
			Transparant	MZ315468	
	Tailgate spoiler		Black	MZ577100EX	
Tailgate protector	Protection of the rear trunk edge		Chrome	MZ56486EX	
TRAIL pack	Front bumper garnish TRAIL		Material black	MZ380741EX	
	Front corner protector TRAIL		Material black	MZ577087EX	
	Fender protector TRAIL		Material black	MZ577090EX	
	Side under garnish TRAIL		Material black	MZ577089EX	
	Rear bumper garnish TRAIL		Material black	MZ577088EX	
Wheels	18" alloy wheel		Grey	MZ315485G	
			Black	MZ315485B	
			Black Diamond Cut	MZ315485BD	
	20" alloy wheel		Grey	MZ315486G	
			Black	MZ315486B	
			Black Diamond Cut	MZ315486BD	
Winter wheels	18" Complete winter wheel	Fully assembled wheel, centercap, TPMS and Nexen tire	Grey	MW5485GNEL	
			Grey	MW5485GNER	
		Fully assembled wheel, centercap, TPMS and Dunlop tire	Grey	MW5485GDUL	
	20" Complete winter wheel		Grey	MW5485GDUR	
		Fully assembled wheel, centercap, TPMS and Nexen tire	Black	MW5486BNEL	
			Black	MW5486BNER	
	Fully assembled wheel, centercap, TPMS and Dunlop tire	Black	MW5486BDUL		
		Black	MW5486BDUR		
	Fully assembled wheel, centercap, TPMS and Dunlop tire	Black Diamond Cut	MW5486DDUL		
		Black Diamond Cut	MW5486DDUR		
On-board safety	Safety kit	First aid kit (DIN13164) , Warning triangle, Safety vest	-	MZ315059	
	First aid kit	DIN 13164	-	MZ315058	
	Safety vest	Yellow, Packed in pouch bag with Mitsubishi Motors logo	-	MME50722	
	Warning triangle	Emergency triangle for breakdowns or other roadside emergencies. Folds away for easy storage. Supplied in a durable lightweight case.	-	MZ312957	
	Fire extinguisher	1kg ABC extinguisher in metal casing	-	MZ315458	
Paint Products	Paint pencil (12 ml)	Touch up paint pencil, Clear coat	Clear coat	MZ94ACCLR	
		Touch up paint pencil, Under coat Silver	Under coat	MZ942SUCS	
		Touch up paint pencil, White Solid	W37	MZ94ACW37	
		Touch up paint pencil set, Cosmic Blue	D14	MZ942SD14	
		Touch up paint pencil set, Red Diamond	P62	MZ942SP62	
		Touch up paint pencil set, Graphite Grey	U28	MZ942SU28	
	Paint pencil set (colour & clear coat, 12+12 ml)	Touch up paint pencil set, Moonstone Grey	U35	MZ942SU35	
		Touch up paint pencil set, White Diamond	W85	MZ942SW85	
		Touch up paint pencil set, Black Diamond	X47	MZ942SX47	
		Spray can (150 ml)	Clear coat	Clear coat	MZ93ACCLR
			Paint spray can, White Solid	W37	MZ93ACW37
		Spray can set (colour & clear coat, 150 ml + 150 ml)	Paint spray can set, Cosmic Blue	D14	MZ932SD14
	Paint spray can set, Graphite Grey		U28	MZ932SU28	
		Paint spray can set, White Diamond	W85	MZ932SW85	

*Although Mitsubishi Motors Europe has taken the greatest care in composing this product information, this data should not be considered as final. Specifications are subject to change without previous notice. Although Mitsubishi Motors Genuine Accessories are designed to meet the safety regulations of most European countries, please check local regulations to ensure conformity.

**SERVICE
COMMITMENT/**

MITSUBISHI SERVICE COMMITMENT

**Your car,
our commitment.**

For over a century, Mitsubishi Motors has been driven by a passion for precision, innovation, and excellence. Every vehicle we craft reflects decades of expertise and unwavering dedication to delivering optimal performance and reliability. We believe in the quality of our vehicles and accessories—and we want you to share that confidence. That's why every new Mitsubishi comes backed by our **SERVICE COMMITMENT**, ensuring you enjoy peace of mind on every journey.

Your next adventure deserves nothing less.

OUR SERVICE COMMITMENT/

- ☑ 8-year vehicle warranty*
- ☑ 5-year genuine accessory warranty
- ☑ 8-year Roadside Assistance*
- ☑ Free vehicle health check
- ☑ 8-year/160,000km battery capacity warranty



* Terms and conditions apply, please check [[website](#)]





Every effort has been made to ensure that the contents of this publication were accurate and up-to-date at the time of going to press. This brochure has been produced featuring prototype vehicles. The right is reserved to change specifications, part numbers and features without prior notice. Please consult your Mitsubishi Motors dealer for up-to-date information. Some of the products or vehicles shown in the brochure may differ from the models available in your market. The colours shown in this brochure may differ slightly from the actual colours of the paint and materials used due to printing process. All rights reserved. No part of this publication may be reproduced in any form or by any means, without the prior written permission of Mitsubishi Motors Europe B.V.

Mitsubishi Motors Europe B.V.

