

















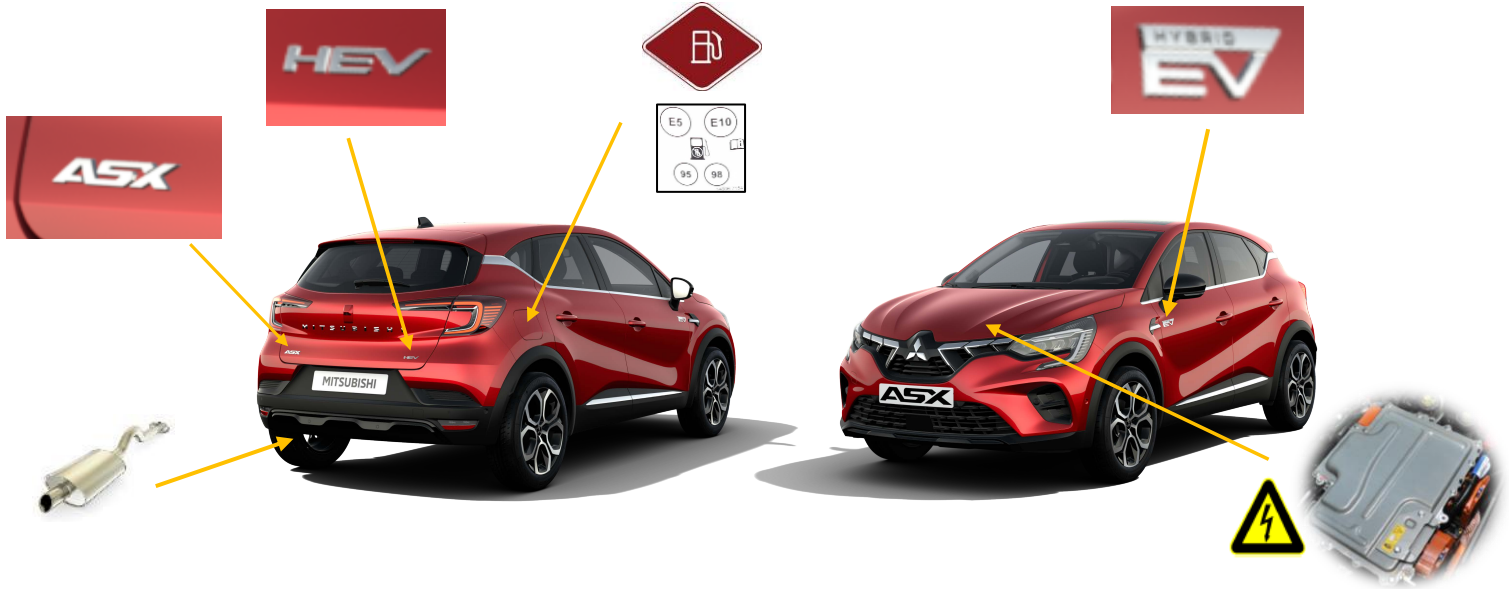
	Airbag		Stored gas inflator		Seat belt pretensioner		SRS control unit		Pedestrian protection active system
	Automatic rollover protection system		Gas strut / Preloaded spring		High strength zone		Zone requiring special attention		
	Battery low voltage		Ultra-capacitor, low-voltage		Fuel tank		Gas tank		Safety valve
	Battery pack, high-voltage		High voltage power cable		High voltage device that disconnects high voltage		Fuse box disabling high voltage		High voltage ultra-capacitor

## 1. Identification / recognition

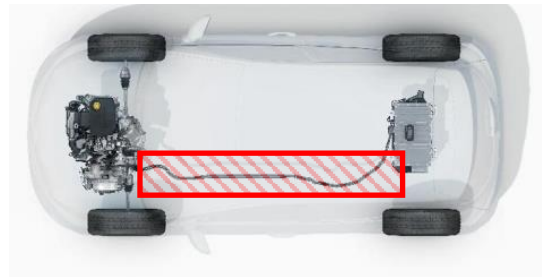


## 2. Immobilisation / stabilisation / lifting

### Engine shutdown



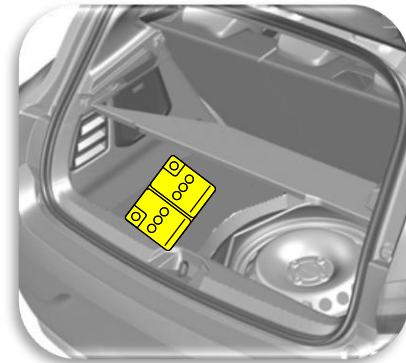
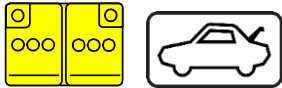
### Forbidden wedge area



Orange cables area

## 3. Disable direct hazards / safety regulations

### 12 Volts Battery



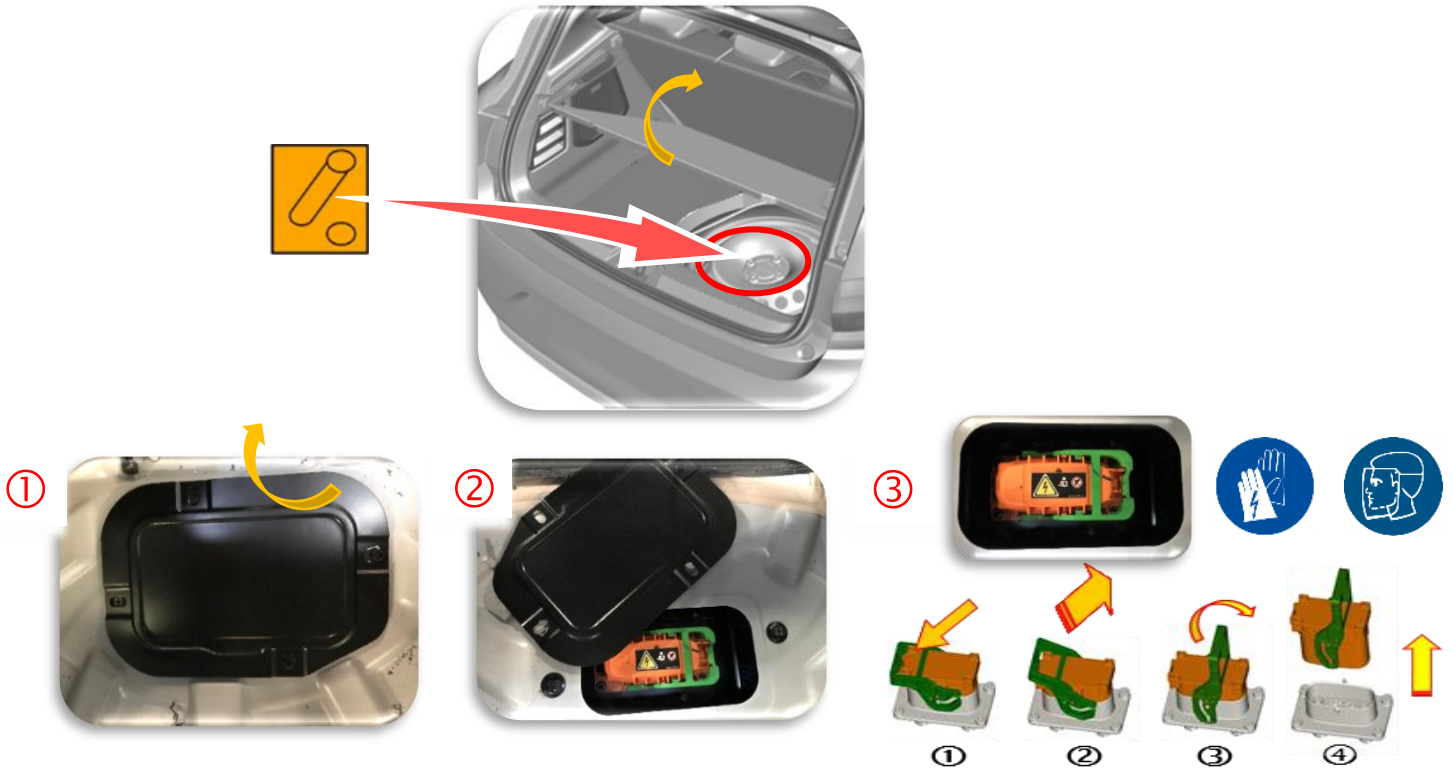
In case of airbag release, the 12V battery automatically turns off

	ID No.	Version No.	Version Date.	Page
	RS-HJB HEV-ENRS-EN01	01	03/2023	2/4

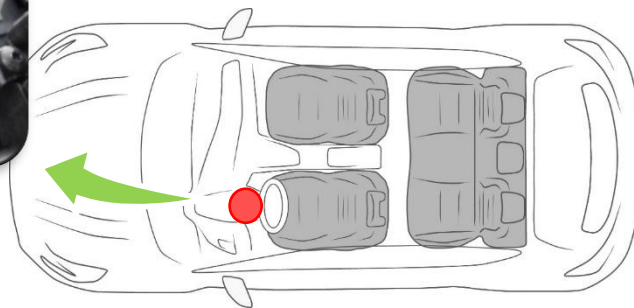
## 200 Volts battery

### **Only if cutting operation is necessary :**

Disconnection of the 200 Volts battery by removing the service plug.

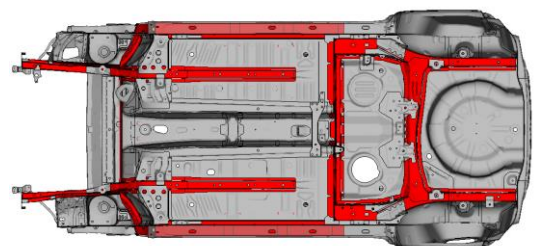
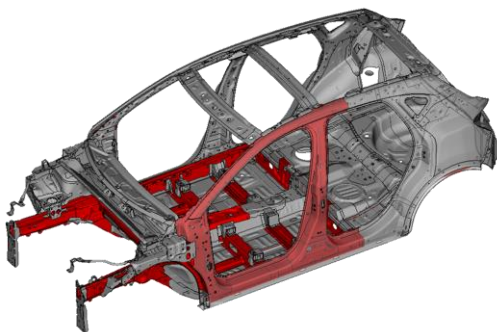


## **4. Access to the occupants**






Steering column :  
Hollow and breakable with tools

## **HARDENED STEEL**



	ID No. RS-HJB HEV-ENRS-EN01	Version No. 01	Version Date. 03/2023	Page 3/4
--	--------------------------------	-------------------	--------------------------	-------------

## 5. Stored energy / liquids / gases / solids

	Lithium-ion	1.2 kW.h	200 V
		46 L	

## 6. In case of fire

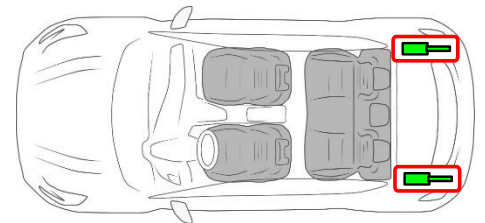
### Extinguishing a traction battery fire propagation



### TAILGATE GAS STRUTS



Risk of missile effect of gas struts















## 7. In case of submersion



No electrical hazard

## 10. Explanation of pictograms used

	Hybrid Electric Vehicle on fuel of liquid group 2				
	Remove smart key		Boot		Use thermal Infrared camera
	Flammable		Hazardous to the human health		Environmental hazard
Electrical protection gloves	Face shield	Breathing apparatus (BA)	Use water to extinguish the fire	Don't brake, nor open	
					

	ID No.	Version No.	Version Date.	Page
	RS-HJB HEV-ENRS-EN01	01	03/2023	4/4