




















| | | | | | | | | | |
|---|--------------------------------------|---|------------------------------|---|---|--|----------------------------------|---|-------------------------------------|
|  | Airbag |  | Stored gas inflator |  | Seat belt pretensioner |  | SRS control unit |  | Pedestrian protection active system |
|  | Automatic rollover protection system |  | Gas strut / Preloaded spring |  | High strength zone |  | Zone requiring special attention | | |
|  | Battery low voltage |  | Ultra-capacitor, low-voltage |  | Fuel tank |  | Gas tank |  | Safety valve |
|  | Battery pack, high-voltage |  | High voltage power cable |  | High voltage device that disconnects high voltage |  | Fuse box disabling high voltage |  | High voltage ultra-capacitor |

| | | | | |
|--|-------------------|-------------|---------------|------|
| | ID No. | Version No. | Version Date. | Page |
| | RSE-FAD-ENRS-EN01 | 01 | 03/2023 | 1/4 |

1. Identification / recognition



2. Immobilisation / stabilisation / lifting

Engine shutdown

Starting key



Hands-free card



Engine shutdown




Parking position

In case of mechanical



In case of electric

Possible handbrake manual tightening before engine stop



Automatic

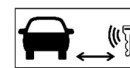


Move the lever to the "P" position
(Position forward)

Hands-free card

2.

Move Hands-free card away, more than 5 m



3. Disable direct hazards / safety regulations

ENGINE BONNET CATCH ACCESS



Only with the door open

Release lever

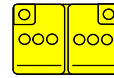


Engine bonnet safety release lever

| | | | | |
|--|-------------------|-------------|---------------|------|
| | ID No. | Version No. | Version Date. | Page |
| | RSE-FAD-ENRS-EN01 | 01 | 03/2023 | 2/4 |

12 Volts Battery

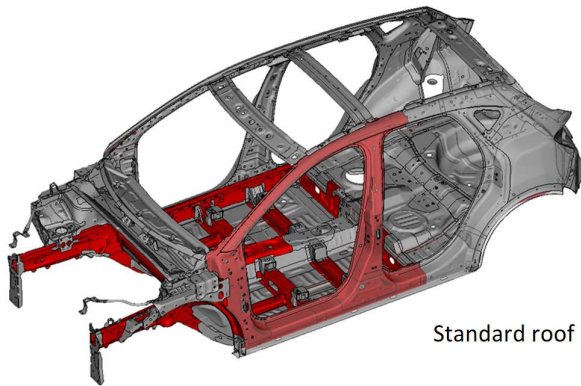
Engine compartment



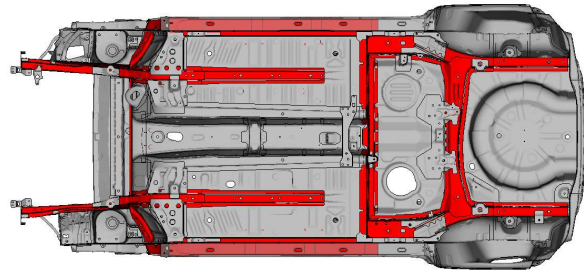
- 1- Switch off the ignition
- 2- Disconnect the negative terminal (-)

4. Access to the occupants

HARDENED STEEL HIGH ELASTIC LIMIT (HEL)



Standard roof



POSSIBLE MOVEMENT OF SEATS



STEERING COLOMN



Steering column hollow and breakable with tools

| | ID No. | Version No. | Version Date. | Page |
|--|-------------------|-------------|---------------|------|
| | RSE-FAD-ENRS-EN01 | 01 | 03/2023 | 3/4 |

6. In case of fire

TAILGATE GAS STRUTS



Risk of missile effect of tailgate gas struts

10. Explanation of pictograms used



Vehicle on fuel of liquid group 2
(gasoline, ethanol, etc.)



Remove smart key

| | ID No. | Version No. | Version Date. | Page |
|--|-------------------|-------------|---------------|------|
| | RSE-FAD-ENRS-EN01 | 01 | 03/2023 | 4/4 |